

# The Crafty Fox



So our school mascot, the crafty fox, is here to offer you some inspiration for being creative at home.

Read on for ideas for a minute, an hour, a happy afternoon or a bigger project to really explore and develop.

As always, think about what you can recycle or re-purpose at home for your projects, and remember that creativity requires curiosity first! Be brave and try something new today😊.

**Will you take your inspiration from the natural world? This could be the colours of a sunset, spring flowers, an eagle soaring, autumn leaf rubbings, sketches of grasses, cloud paintings – the world is full of wonders just waiting to be captured in art!**





Start a sketchbook – it helps you develop your drawing skills, gives you somewhere to explore ideas, plus you then have a book of inspiration just waiting for you 😊.



**Collage gives you the chance to get really creative, and many famous book illustrators have used it as their preferred media – what could you use or recycle for your creation?**



**You might do a picture inspired by a famous artist like Picasso. He experimented with different ways of painting portraits, using watercolours, inks, oil paints, charcoal and so on. Try drawing your self-portrait in two different media.**





Maybe you'll choose an artist like Gustav Klimt or Leonardo da Vinci and use their art to create something completely different...


If you like the idea of experimenting in the style of an artist, then check out the Book Illustration project for more ideas and inspiration.





You might choose an artist like Wassily Kandinsky as the inspiration for works based around patterns and contrasting shapes and colours.


**Check out the Kandinsky project for more ideas.**




...and then of course, you could use your hands as your inspiration!



Google how to do the 3D hand – it's really simple and fun – or experiment with Zentangle patterning, using your hand as the focus shape to start you off😊.



Digital art is a great area to explore – consider animation, photography or some of the online programmes that allow you to create word clouds on a theme.




Stop Motion is a free app to download and a great starting point for budding animators. Again, there are lots of ideas on-line to get you going in the basics, but with animation all you need is your imagination – great animations can be made with just paper, or toy figures or some playdough.



**Origami – the crafty fox would definitely approve!**

**There are lots of tutorials on-line to follow, at every level of difficulty.**

**You can order origami papers, or make your own – just make sure that you cut out perfect squares each time, or the folds won't work properly.**



**Remember that you can recycle those old football cards to make enough flipping frogs for a game 😊.**






The coming months are a perfect time to get creative indoors with some stitching or knitting – find out what hidden talents your family have to share! Re-cycling old clothes at home for the fabric is a great way to be both creative and green!



## Have you tried weaving yet?

You can make a weaving board from cardboard, or use a paper plate or coat hanger for circular weaving. Check out the separate weaving project for lots more ideas to try.

A God's Eye is another great yarn craft to try too.





**Air-dry clay is great for a range of projects at home and you can get it in white or natural clay colour. You can paint it when dry. Try pressing in a variety of found or natural items to make an imprint, before painting with a watercolour wash.**



**Fimo, an oven-dry clay, comes in many different colours and is great for tiny models or brooches.**





**Don't forget the hours of fun to be had with a toilet roll! Google it and be astonished...**



**There are so many ways to get creative at home, and remember:**

- \* it doesn't have to cost a thing! Be inventive with what you have at home.**
- \* Re-cycle or re-purpose things – start a collection of bits of card or paper, interesting containers or fabrics from outgrown clothes.**
- \* Search for inspiration, tips and videos on-line to get you going in a new craft.**

**When we are all back together, we will showcase some of the great things you've been drawing, stitching, weaving, designing, sculpting and painting at home, so get making!**

